


Introductory sub-table (I)(a)			
Name of the Company : Esquire Money Guarantees Ltd.			
Scrip Code, 512439 Name of the scrip: ESQRMON class of security : Equity			
Quarter ended : 31st December, 2015			
Partly paid-up shares:-	No. of partly paid-up shares	As a % of total no. of partly paid-up shares	As a % of total no. of shares of the company
Held by promoter/promoter group	-	-	-
Held by public	-	-	-
Total - D	-	-	-
Outstanding convertible securities:-	No. of outstanding securities	As a % of total no. of outstanding convertible securities	As a % of total no. of shares of the company, assuming full conversion of the convertible securities
Held by promoter/promoter group	-	-	-
Held by public	-	-	-
Total - E	-	-	-
Warrants:-	No. of warrants	As a % of total no. of warrants	As a % of total no. of shares of the company, assuming full conversion of warrants
Held by promoter/promoter group	-	-	-
Held by public	-	-	-
Total - F	-	-	-
Total paid-up capital of the company, assuming full conversion of warrants and convertible securities		2205000	

ESQUIRE MONEY GUARANTEES LTD


Director/Authorised Signatory

Statement Showing Shareholding Pattern								
Category	Category of Shareholder	Number of Share holders	Table (I)(a)		Total shareholding as a percentage of total number of shares		Shares Pledged or otherwise encumbered	
			Total number of shares	Number of shares held in dematerialized form	As a percentage of (A+B) ¹	As a percentage of (A+B+C)	Number of shares	As a percentage
(I)	(II)	(III)	(IV)	(V)	(VI)	(VII)	(VIII)	(IX)
(A)	Shareholding of Promoter and Promoter Group²							
1	Indian							
(a)	Individuals/ Hindu Undivided Family	2	1,320	-	0.06	-	-	-
(b)	Central Government/ State Government(s)	-	-	-	-	-	-	-
(c)	Bodies Corporate	2	69,900	-	3.17	-	-	-
(d)	Financial Institutions/ Banks	-	-	-	-	-	-	-
(e)	Any Others(Specify)	-	-	-	-	-	-	-
(e-i)								
(e-ii)								
	Sub Total(A)(1)	4	71220	-	3.23	-	-	-
2	Foreign							
a	Individuals (Non-Residents Individuals/ Foreign Individuals)	-	-	-	-	-	-	-
b	Bodies Corporate	-	-	-	-	-	-	-
c	Institutions	-	-	-	-	-	-	-
d	Any Others(Specify)	-	-	-	-	-	-	-
d-i								
d-ii								
	Total Shareholding of Promoter and Promoter Group (A)= (A)(1)+(A)(2)	4	71220	-	3.23	-	-	-
(B)	Public shareholding							
1	Institutions							
(a)	Mutual Funds/ UTI	-	-	-	-	-	-	-
(b)	Financial Institutions/ Banks	-	-	-	-	-	-	-
(c)	Central Government/ State Government(s)	-	-	-	-	-	-	-
(d)	Venture Capital Funds	-	-	-	-	-	-	-
(e)	Insurance Companies	-	-	-	-	-	-	-
(f)	Foreign Institutional Investors	-	-	-	-	-	-	-
(g)	Foreign Venture Capital Investors	-	-	-	-	-	-	-
(h)	Any Other (specify)	-	-	-	-	-	-	-
(h-i)								
(h-ii)								
	Sub-Total (B)(1)	-	-	-	-	-	-	-
B 2	Non-institutions							
(a)	Bodies Corporate	34	1915110	-	86.85	-	-	-
(b)	Individuals							
I	i. Individual shareholders holding nominal share capital up to Rs. 1 lakh	1038	218670	-	9.92	-	-	-
II	ii. Individual shareholders holding nominal share capital in excess of Rs. 1 lakh.	-	-	-	-	-	-	-
(c)	Any Other (specify)	-	-	-	-	-	-	-
(c-i)	N.R.I.	-	-	-	-	-	-	-
(c-ii)	Foreign Individuals (Including FDI)	-	-	-	-	-	-	-
	Sub-Total (B)(2)	1072	2133780	-	96.77	-	-	-
(B)	Total Public Shareholding (B)= (B)(1)+(B)(2)	1072	2133780	-	96.77	-	-	-
	TOTAL (A)+(B)	1076	2205000	-	100.00	-	-	-
(C)	Shares held by Custodians and against which Depository Receipts have been issued							
1	Promoter and Promoter Group	-	-	-	-	-	-	-
2	Public	-	-	-	-	-	-	-
	Sub-Total (C)	-	-	-	-	-	-	-
	GRAND TOTAL (A)+(B)+(C)	1076	2205000	-	100.00	-	-	-

ESQUIRE MONEY GUARANTEES LTD



Director/Authorised Signatory

(1)(b) Statement showing holding of securities (including shares, warrants, convertible securities) of persons belonging to the category "Promoter and Promoter Group"

Sr. No.	Name of the shareholder	PAN	Details of Shares held		Encumbered shares (*)			Details of warrants		Details of convertible securities		Total shares (including underlying shares assuming full conversion of warrants and convertible securities) as a % of diluted share capital
			Number of shares held	As a % of grand total (A)+(B)+(C)	No.	As a percentage	As a % of grand total (A)+(B)+(C) of sub-clause (I)(a)	Number of warrants held	As a % total number of warrants of the same class	Number of convertible securities held	As a % total number of convertible securities of the same class	
(I)	(II)		(III)	(IV)	(V)	(VI)=(V)/(III)*100	(VII)	(VIII)	(IX)	(X)	(XI)	(XII)
1	HIRANAND JHA	AHJPJ7697N	320	0.01	-	-	-	-	-	-	-	-
2	OM PRAKASH JHA	AHJPJ7793B	1000	0.05	-	-	-	-	-	-	-	-
3	BOMBAY TALKIES LIMITED	AAACF1062G	19100	0.87								
5	OM ENERGY LIMITED	AAACM9436D	50800	2.30								
TOTAL			71220	3.23	-	-	-	-	-	-	-	-

(*) The term "encumbrance" has the same meaning as assigned to it in regulation 28(3) of the SAST Regulations, 2011

ESQUIRE MONEY GUARANTEES LTD


Director/Authorised Signatory

(D)(c)(i) **Statement showing holding of securities (including shares, warrants, convertible securities) of persons belonging to the category "Public" and holding more than 1% of the total number of shares**

Sr.No.	Name of the shareholder	PAN	Number of shares held	Shares as a percentage of total number of shares {i.e., Grand Total (A)+(B)+(C) indicated in Statement at para	Details of warrants		Details of convertible		Total shares (including underlying shares assuming full conversion of warrants and convertible securities) as a % of diluted share
					Number of warrants held	As a % total number of warrants of the same class	Number of convertible securities held	% w.r.t total number of convertible securities of the same class	
1	Graceful Properties Limited	AAACG9281E	90400	4.10	-	-	-	-	-
2	N. E. Electronics Limited	AAACN6695B	72000	3.27	-	-	-	-	-
3	Doom Dooma Roller Flour Mills Limited	AACCC1312N	81600	3.70	-	-	-	-	-
4	Laffan Software Limited	AAACL9664Q	78000	3.54	-	-	-	-	-
5	Jagdishwar Pharm. Works Limited	AABCJ3731H	95000	4.31	-	-	-	-	-
6	ETP Corporation Limited	AAACE1980K	81900	3.71	-	-	-	-	-
7	Ispat Sheets Limited	AAACI4429E	80000	3.63	-	-	-	-	-
8	Online Inf. & Tech. Limited	AAACO6553D	65000	2.95	-	-	-	-	-
9	Oshin Investment & Fin. (P) Limited	AAACO9051G	59100	2.68	-	-	-	-	-
10	Saumitra Inv. & Finance (P) Limited	AALCS3730R	58800	2.67	-	-	-	-	-
11	Mayuri Finvest (P) Limited	AACCM8662M	57100	2.59	-	-	-	-	-
12	Manodnyamala Inv. & Fin. (P) Ltd.	AACCM8660M	56200	2.55	-	-	-	-	-
13	Nageshwar Investment Limited	AAACN8497R	54000	2.45	-	-	-	-	-
14	Deepmala Shares & Trade (P) Ltd.	AACCD4024A	53830	2.44	-	-	-	-	-
15	Doldrum Inv. & Finance (P) Ltd.	AACCD5604L	52980	2.40	-	-	-	-	-
16	Spirit Investment & Fin. (P) Ltd.	AAGCS0979P	98000	4.44	-	-	-	-	-
17	Macmillan Inv. & Finance (P) Ltd.	AAECM9921H	98200	4.45	-	-	-	-	-
18	Alpita Inv. & Finance (P) Ltd.	AADCA9962Q	99000	4.49	-	-	-	-	-
19	Stocknet International Limited	AAECS8494F	87700	3.98	-	-	-	-	-
20	Alavel Finvest (P) Ltd.	AADCA1265F	83600	3.79	-	-	-	-	-
21	Acon Finex (P) Limited	AADCA9091R	88000	3.99	-	-	-	-	-
22	Vallantine Finexim (P) Limited	AABCV6019Q	78400	3.56	-	-	-	-	-
23	Charishma Engineering Limited	AABCC0660L	78000	3.54	-	-	-	-	-
TOTAL			17,46,810	79.22	-	-	-	-	-

ESQUIRE MONEY GUARANTEES LTD


Director/Authorised Signatory

(I)(c)(ii) Statement showing holding of securities (including shares, warrants, convertible securities) of persons (together with PAC) belonging to the category "Public" and holding more than 5% of the total number of shares of the company

Sr.No.	Name(s) of the shareholder(s) and the Persons Acting in Concert (PAC) with them	Number of shares	Shares as a percentage of total number of shares {i.e., Grand Total (A)+(B)+(C) indicated in Statement at para (I)(a)}	Details of warrants		Details of convertible		Total shares (including underlying shares assuming full conversion of warrants and convertible)
				Number of warrants	As a % total number of warrants of the same class	Number of convertible securities held	% w.r.t total number of convertible securities of the same class	
1		-	-	-	-	-	-	-
2		-	-	-	-	-	-	-
TOTAL		-	-	-	-	-	-	-


ESQUIRE MONEY GUARANTEES LTD


Director/Authorised Signatory

(I)(d) Statement showing details of locked-in shares

Srno.	Name of the shareholder	Number of locked-in shares	Locked-in shares as a percentage of total number of shares {i.e., Grand Total (A)+(B)+(C) indicated in Statement at para (I)(a) above}
1		-	-
2		-	-
TOTAL		-	-


ESQUIRE MONEY GUARANTEES LTD


Director/Authorised Signatory

(II)(a) Statement showing details of Depository Receipts (DRs)

Sr.No.	Type of outstanding DR (ADRs, GDRs, SDRs, etc.)	Number of outstanding DRs	Number of shares underlying outstanding DRs	Shares underlying outstanding DRs as a percentage of total number of shares {i.e., Grand Total (A)+(B)+(C) indicated in Statement at para (I)(a) above}
1		-	-	-
2		-	-	-
3		-	-	-
TOTAL		-	-	-


ESQUIRE MONEY GUARANTEES LTD


Director/Authorised Signatory

(II)(b) Statement showing holding of Depository Receipts (DRs), where underlying shares held by "promoter/promoter group" are in excess of 1% of the total number of shares

Sr.No.	Name of the DR Holder	Type of outstanding DR (ADRs, GDRs, SDRs, etc.)	Number of shares underlying outstanding DRs	Shares underlying outstanding DRs as a percentage of total number of shares {i.e., Grand Total (A)+(B)+(C) indicated in Statement at para (I)(a) above}
1		-	-	-
2		-	-	-
TOTAL			-	-

ESQUIRE MONEY GUARANTEES LTD


Director/Authorised Signatory