


Introductory sub-table (I)(a)			
Name of the Company : Esquire Money Guarantees Ltd.			
Scrip Code, Name of the scrip, class of security : 512439			
Quarter ended : 30th September, 2015			
Partly paid-up shares:-	No. of partly paid-up shares	As a % of total no. of partly paid-up shares	As a % of total no. of shares of the company
Held by promoter/promoter group	-	-	-
Held by public	-	-	-
Total - D	-	-	-
Outstanding convertible securities:-	No. of outstanding securities	As a % of total no. of outstanding convertible securities	As a % of total no. of shares of the company, assuming full conversion of the convertible securities
Held by promoter/promoter group	-	-	-
Held by public	-	-	-
Total - E	-	-	-
Warrants:-	No. of warrants	As a % of total no. of warrants	As a % of total no. of shares of the company, assuming full conversion of warrants
Held by promoter/promoter group	-	-	-
Held by public	-	-	-
Total - F	-	-	-
Total paid-up capital of the company, assuming full conversion of warrants and convertible securities		2205000	

ESQUIRE MONEY GUARANTEES LTD


Director/Authorised Signatory


Statement Showing Shareholding Pattern								
Category	Category of Shareholder	Number of Share holders	Table (I)(a)		Total shareholding as a percentage of total number of shares		Shares Pledged or otherwise encumbered	
			Total number of shares	Number of shares held in dematerialized form	As a percentage of (A+B) ¹	As a percentage of (A+B+C)	Number of shares	As a percentage
			(IV)	(V)	(VI)	(VII)	(VIII)	(IX) - (VIII)/(V)*100
(I)	(II)	(III)	(IV)	(V)	(VI)	(VII)	(VIII)	(IX)
(A)	Shareholding of Promoter and Promoter Group²							
1	Indian							
(a)	Individuals/ Hindu Undivided Family	2	1,320	-	0.06	-	-	-
(b)	Central Government/ State Government(s)	-	-	-	-	-	-	-
(c)	Bodies Corporate	2	69,900	-	3.17	-	-	-
(d)	Financial Institutions/ Banks	-	-	-	-	-	-	-
(e)	Any Others(Specify)	-	-	-	-	-	-	-
(e-i)								
(e-ii)								
	Sub Total(A)(1)	4	71220	-	3.23	-	-	-
2	Foreign							
a	Individuals (Non-Residents Individuals/ Foreign Individuals)	-	-	-	-	-	-	-
b	Bodies Corporate	-	-	-	-	-	-	-
c	Institutions	-	-	-	-	-	-	-
d	Any Others(Specify)	-	-	-	-	-	-	-
d-i								
d-ii								
	Total Shareholding of Promoter and Promoter Group (A)=(A)(1)+(A)(2)	4	71220	-	3.23	-	-	-
(B)	Public shareholding							
1	Institutions							
(a)	Mutual Funds/ UTI	-	-	-	-	-	-	-
(b)	Financial Institutions/ Banks	-	-	-	-	-	-	-
(c)	Central Government/ State Government(s)	-	-	-	-	-	-	-
(d)	Venture Capital Funds	-	-	-	-	-	-	-
(e)	Insurance Companies	-	-	-	-	-	-	-
(f)	Foreign Institutional Investors	-	-	-	-	-	-	-
(g)	Foreign Venture Capital Investors	-	-	-	-	-	-	-
(h)	Any Other (specify)	-	-	-	-	-	-	-
(h-i)								
(h-ii)								
	Sub-Total (B)(1)	-	-	-	-	-	-	-
B 2	Non-institutions							
(a)	Bodies Corporate	34	1915110	-	86.85	-	-	-
(b)	Individuals							
I	i. Individual shareholders holding nominal share capital up to Rs 1 lakh	1038	218670	-	9.92	-	-	-
II	ii. Individual shareholders holding nominal share capital in excess of Rs. 1 lakh.	-	-	-	-	-	-	-
(c)	Any Other (specify)	-	-	-	-	-	-	-
(c-i)	N.R.I.	-	-	-	-	-	-	-
(c-ii)	Foreign Individuals (Including FDI)	-	-	-	-	-	-	-
	Sub-Total (B)(2)	1072	2133780	-	96.77	-	-	-
(B)	Total Public Shareholding (B)=(B)(1)+(B)(2)	1072	2133780	-	96.77	-	-	-
	TOTAL (A)+(B)	1076	2205000	-	100.00	-	-	-
(C)	Shares held by Custodians and against which Depository Receipts have been issued							
1	Promoter and Promoter Group	-	-	-	-	-	-	-
2	Public	-	-	-	-	-	-	-
	Sub-Total (C)	-	-	-	-	-	-	-
	GRAND TOTAL (A)+(B)+(C)	1076	2205000	-	100.00	-	-	-

ESQUIRE MONEY GUARANTEES LTD


Director/Authorised Signatory

Sr.No	Notes			
1				
2				
3				
4				
5				
6				
7				
8				
9				

ESQUIRE MONEY GUARANTEES LTD


Director/Authorised Signatory

(I)(b) Statement showing holding of securities (including shares, warrants, convertible securities) of persons belonging to the category "Promoter and Promoter Group"

Sr. No.	Name of the shareholder	Details of Shares held		Encumbered shares (*)			Details of warrants		Details of convertible securities		Total shares (including underlying shares assuming full conversion of warrants and convertible securities) as a % of diluted share capital
		Number of shares held	As a % of grand total (A)+(B)+(C)	No.	As a percentage	As a % of grand total (A)+(B)+(C) of sub-clause (I)(a)	Number of warrants held	As a % total number of warrants of the same class	Number of convertible securities held	As a % total number of convertible securities of the same class	
(I)	(II)	(III)	(IV)	(V)	$(VI) = (V)/(III) * 100$	(VII)	(VIII)	(IX)	(X)	(XI)	(XII)
1	Hiranand Jha	320	0.01	-	-	-	-	-	-	-	-
2	Om Prakash Jha	1000	0.05	-	-	-	-	-	-	-	-
3	Bombay Talkies Limited	19100	0.87	-	-	-	-	-	-	-	-
4	Om Energy Limited	50800	2.30	-	-	-	-	-	-	-	-
TOTAL		71220	3.23	-	-	-	-	-	-	-	-

(*) The term "encumbrance" has the same meaning as assigned to it in regulation 28(3) of the SAST Regulations, 2011


ESQUIRE MONEY GUARANTEES LTD


Director/Authorised Signatory

(I)(c)(i) **Statement showing holding of securities (including shares, warrants, convertible securities) of persons belonging to the category "Public" and holding more than 1% of the total number of shares**

Sr.No.	Name of the shareholder	Number of shares held	Shares as a percentage of total number of shares (i.e., Grand Total (A)+(B)+(C) indicated in Statement at para	Details of warrants		Details of convertible		Total shares (including underlying shares assuming full conversion of warrants and convertible securities) as a % of diluted share
				Number of warrants held	As a % total number of warrants of the same class	Number of convertible securities held	% w.r.t total number of convertible securities of the same class	
1	Graceful Properties Limited	90400	4.10	-	-	-	-	-
2	N. E. Electronics Limited	72000	3.27	-	-	-	-	-
3	Doom Dooma Roller Flour Mills Limited	81600	3.70	-	-	-	-	-
4	Laffan Software Limited	78000	3.54	-	-	-	-	-
5	Jagdishwar Pharm. Works Limited	95000	4.31	-	-	-	-	-
6	ETP Corporation Limited	81900	3.71	-	-	-	-	-
7	Ispat Sheets Limited	80000	3.63	-	-	-	-	-
8	Online Inf. & Tech. Limited	65000	2.95	-	-	-	-	-
9	Oshin Investment & Fin. (P) Limited	59100	2.68	-	-	-	-	-
10	Saumitra Inv. & Finance (P) Limited	58800	2.67	-	-	-	-	-
11	Mayuri Frvest (P) Limited	57100	2.59	-	-	-	-	-
12	Manodnyamala Inv. & Fin. (P) Ltd.	56200	2.55	-	-	-	-	-
13	Nageshwar Investment Limited	54000	2.45	-	-	-	-	-
14	Deepmala Shares & Trade (P) Ltd.	53830	2.44	-	-	-	-	-
15	Doldrum Inv. & Finance (P) Ltd.	52980	2.40	-	-	-	-	-
16	Spirit Investment & Fin. (P) Ltd.	98000	4.44	-	-	-	-	-
17	Macmillan Inv. & Finance (P) Ltd.	98200	4.45	-	-	-	-	-
18	Alpita Inv. & Finance (P) Ltd.	99000	4.49	-	-	-	-	-
19	Stocknet International Limited	87700	3.98	-	-	-	-	-
20	Alavel Finvest (P) Ltd.	83600	3.79	-	-	-	-	-
21	Acon Finex (P) Limited	88000	3.99	-	-	-	-	-
22	Vallantine Finexim (P) Limited	78400	3.56	-	-	-	-	-
23	Charishma Engineering Limited	78000	3.54	-	-	-	-	-
TOTAL		17,46,810	79.22	-	-	-	-	-


ESQUIRE MONEY GUARANTEES LTD


Director/Authorised Signatory

(I)(c)(ii) Statement showing holding of securities (including shares, warrants, convertible securities) of persons (together with PAC) belonging to the category "Public" and holding more than 5% of the total number of shares of the company

Sr.No.	Name(s) of the shareholder(s) and the Persons Acting in Concert (PAC) with them	Number of shares	Shares as a percentage of total number of shares (i.e., Grand Total (A)+(B)+(C) indicated in Statement at para (I)(a))	Details of warrants		Details of convertible		Total shares (including underlying shares assuming full conversion of warrants and convertible)
				Number of warrants	As a % total number of warrants of the same class	Number of convertible securities held	% w.r.t total number of convertible securities of the same class	
1		-	-	-	-	-	-	-
2		-	-	-	-	-	-	-
TOTAL		-	-	-	-	-	-	-

ESQUIRE MONEY GUARANTEES LTD


Director/Authorised Signatory

(I)(d) Statement showing details of locked-in shares

Srno.	Name of the shareholder	Number of locked-in shares	Locked-in shares as a percentage of total number of shares {i.e., Grand Total (A)+(B)+(C) indicated in Statement at para (I)(a) above}
1		-	-
2		-	-
TOTAL		-	-


ESQUIRE MONEY GUARANTEES LTD


Director/Authorised Signatory

(II)(a) Statement showing details of Depository Receipts (DRs)

Sr.No.	Type of outstanding DR (ADRs, GDRs, SDRs, etc.)	Number of outstanding DRs	Number of shares underlying outstanding DRs	Shares underlying outstanding DRs as a percentage of total number of shares {i.e., Grand Total (A)+(B)+(C) indicated in Statement at para (I)(a) above}
1		-	-	-
2		-	-	-
3		-	-	-
TOTAL		-	-	-

ESQUIRE MONEY GUARANTEES LTD


Director/Authorised Signatory

(II)(b) Statement showing holding of Depository Receipts (DRs), where underlying shares held by "promoter/promoter group" are in excess of 1% of the total number of shares

Sr.No.	Name of the DR Holder	Type of outstanding DR (ADRs, GDRs, SDRs, etc.)	Number of shares underlying outstanding DRs	Shares underlying outstanding DRs as a percentage of total number of shares {i.e., Grand Total (A)+(B)+(C) indicated in Statement at para (I)(a) above}
1		-	-	-
2		-	-	-
TOTAL			-	-

ESQUIRE MONEY GUARANTEES LTD


Director/Authorised Signatory