

HOLDING OF SPECIFIED SECURITIES

Annexure - I

1. Name of the Listed Entity : ESQUIRE MONEY GUARANTEES LTD.

2. 512640 / ESQRMON/EQUITY

Share Holding Pattern Field under: Reg.31(1)(b)/Reg.31(1)(c)

3. a. If under 31(1)(b) then indicate the report for Quarter ending 30.09.2016

4. Declaration: The Listed entity is required to submit the following declaration to the extent of submission of information:-

	Particulars	Yes*	No*
1.	Whether the Listed Entity has issued any partly paid up shares ?		No
2.	Whether the Listed Entity has issued any Convertible Securities or Warrants ?		No
3.	Whether the Listed Entity has any shares against which depository receipts are issued ?		No
4.	Whether the Listed Entity has any shares in locked-in ?		No
5.	Whether any shares held by promoters are pledge or otherwise encumbered ?		No

ESQUIRE MONEY GUARANTEES LTD.



Director/Authorised Signatory

Table I - Summary Statement holding of specified securities

Category (I)	Category of shareholder (II)	Nos. of shareholders (III)	No. of fully paid-up equity shares held (IV)	No. of partly paid-up equity shares held (V)	No. of shares underlying Depository Receipt (VI)	Total nos. shares held (VII) = (IV)+(V)+(VI)	Shareholding as a % of total no. of shares (calculated as per SCRR, 1957) (VIII) As a % of (A+B+C2)	Number of Voting Rights held in each class of securities (IX)			No. of Shares Underlying convertible securities (including Warrants) (X)	Shareholding as a % assuming full conversion of convertible securities (as a percentage of diluted share capital) (XI)=(VII)+(X) as a % of (A+B+C)	Number of Locked in shares (XII)		Number of Shares pledged or otherwise encumbered (XIII)		Number of equity shares held in dematerialized form (XIV)	
								No. of Voting Rights					Total as a % of (A+B+C)	No. (a)	As a % of total Shares held (b)	No. (a)		As a % of total Shares held (b)
								Class eg: Eq.	Class eg:y	Total								
(A)	Promoter & Promoters Group	4	71220			71220	3.23	153120		71220	3.23							
(B)	Public	1072	2133780			2133780	96.77	2051880		2133780	96.77							
(C)	Non Promoter-Non Public																	
(C1)	Shares underlying DRs																	
(C2)	Shares held by Employee Trust																	
	Total : =	1076	2205000	0		2205000	100.00	2205000		2205000	100.00	0	0.00	0	0.00	0	0.00	

ESQUIRE MONEY GUARANTEES LTD

[Signature]
Director/Authorised Signatory

Table II - Statement showing shareholding pattern of the Promoter and Promoter Group

	Category & Name of shareholders (i)	PAN (ii)	Nos. of shareholders (iii)	No. of fully paid-up equity shares held (iv)	No. of partly paid-up equity shares held (v)	Nos. of shares underlying Depository Receipt (vi)	Total nos. shares held (vii) = (iv)+(v)+(vi)	Shareholding % calculated as per SCRR, 1957 As a % of (A+B+C2) (viii)	Number of Voting Rights held in each class of securities (ix)			No. of Shares Underlying Outstanding convertible securities (including Warrants) (x)	Shareholding as a % assuming full conversion of convertible securities (as a percentage of diluted share capital) (xi) = (vii)+(x) as a % of (A+B+C)	Number of Locked in shares (xii)		Number of Shares pledged or otherwise encumbered (xiii)		Number of equity shares held in dematerialized form (xiv)	
									No. of Voting Rights					Total as a % of Total Voting rights	No. (a)	As a % of total Shares held (b)	No. (a)		As a % of total Shares held (b)
									Class (Eq.)	Class y	Total								
(1)	INDIAN :																		
(a)	Individuals / HUF																		
1	HIRANAND JHA	AHJPJ7697N		320	0	0	320	0.01	320	0	320	0.01	0	0.01	0	0.00	0	0.00	0
2	OM PRAKASH JHA	AHJPJ7793B		1000	0	0	1000	0.05	1000	0	1000	0.05	0	0.05	0	0.00	0	0.00	0
	TOTAL :===		2	1320	0	0	1320	0.06	1320	0	1320	0.06	0	0.06	0	0.00	0	0.00	0
(b)	Central Govt./State Govt.(s)		0	0	0	0	0	0.00	0	0	0	0.00	0	0.00	0	0.00	0	0.00	0
(c)	Financial Institutions / Banks		0	0	0	0	0	0.00	0	0	0	0.00	0	0.00	0	0.00	0	0.00	0
(d)	Any Other (specify)																		
	Bodies Corporate																		
1	BOMBAY TALKIES LIMITED	AAACF1062G		19100	0	0	19100	0.87	19100	0	19100	0.87	0	0.87	0	0.00	0	0.00	0
2	OM ENERGY LIMITED	AAACM9436D		50800	0	0	50800	2.30	50800	0	50800	2.30	0	2.30	0	0.00	0	0.00	0
	TOTAL :===		2	69900	0	0	69900	3.17	69900	0	69900	3.17	0	3.17	0	0.00	0	0.00	0
	Mutual Fund		0	0	0	0	0	0.00	0	0	0	0.00	0	0.00	0	0.00	0	0.00	0
	Trust		0	0	0	0	0	0.00	0	0	0	0.00	0	0.00	0	0.00	0	0.00	0
	Others		0	0	0	0	0	0.00	0	0	0	0.00	0	0.00	0	0.00	0	0.00	0
	Sub Total (A)(1) :		4	71220	0	0	71220	3.23	71220	0	71220	3.23	0	3.23	0	0.00	0	0.00	0
(2)	FOREIGN :																		
(a)	NRI / Foreign Individuals		0	0	0	0	0	0.00	0	0	0	0.00	0	0.00	0	0.00	0	0.00	0
(b)	Foreign Govt.-Promoter		0	0	0	0	0	0.00	0	0	0	0.00	0	0.00	0	0.00	0	0.00	0
(c)	Foreign Inst.Invst.(FILs)		0	0	0	0	0	0.00	0	0	0	0.00	0	0.00	0	0.00	0	0.00	0
(d)	Foreign Portfolio Investor		0	0	0	0	0	0.00	0	0	0	0.00	0	0.00	0	0.00	0	0.00	0
(e)	Any Other (specify)																		
	Foreign Company		0	0	0	0	0	0.00	0	0	0	0.00	0	0.00	0	0.00	0	0.00	0
	Overseas Corporate Bodies		0	0	0	0	0	0.00	0	0	0	0.00	0	0.00	0	0.00	0	0.00	0
	Foreign Bank		0	0	0	0	0	0.00	0	0	0	0.00	0	0.00	0	0.00	0	0.00	0
	Sub Total (A)(2) :		0	0	0	0	0	0.00	0	0	0	0.00	0	0.00	0	0.00	0	0.00	0
	Total Shareholding of Promoter and Promoter Group.(A) = (A)(1) + (A)(2) :		4	71220	0	0	71220	3.23	71220	0	71220	3.23	0	3.23	0	0.00	0	0.00	0

ESQUIRE MONEY GUARANTEES LTD

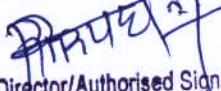

Director/Authorised Signatory


Table III - Statement showing shareholding pattern of the Public shareholder

(1)	Category & Name of shareholders (i)	PAN (ii)	Nos. of shareholders (iii)	No. of fully paid-up equity shares held (iv)	No. of partly paid-up equity shares held (v)	Nos. of shares underlying Depository Receipt (vi)	Total nos. shares held (vii) = (iv)+(v)+(vi)	Shareholding % calculated as per SCRR, 1987 As a % of (A+B+C2) (viii)	Number of Voting Rights held in each class of securities (ix)			No. of Shares Underlying Outstanding convertible securities (including Warrants) (x)	Shareholding as a % assuming full conversion of convertible securities (as a percentage of diluted share capital) (xi) = (vii)+(x) as a % of (A+B+C)	Number of Locked In shares (xii)		Number of Shares pledged or otherwise encumbered (xiii)		Number of equity shares held in dematerialized form (xiv)		
									No. of Voting Rights					Total as a % of Total Voting rights	No. (a)	As a % of total Shares held (b)	No. (a)		As a % of total Shares held (b)	
									Class (Eq)	Class y	Total									
(1)	Institutions																			
(a)	Mutual Funds / UTI		0	0	0	0	0	0.00	0	0	0	0.00	0	0.00	0	0.00	0	0.00	0	0
(b)	Venture Capital Funds		0	0	0	0	0	0.00	0	0	0	0.00	0	0.00	0	0.00	0	0.00	0	0
(c)	Alternate Investment Fund		0	0	0	0	0	0.00	0	0	0	0.00	0	0.00	0	0.00	0	0.00	0	0
(d)	Foreign Venture Capital Investor		0	0	0	0	0	0.00	0	0	0	0.00	0	0.00	0	0.00	0	0.00	0	0
(e)	Foreign Portfolio Investor		0	0	0	0	0	0.00	0	0	0	0.00	0	0.00	0	0.00	0	0.00	0	0
(f)	Financial Institutions/Banks		0	0	0	0	0	0.00	0	0	0	0.00	0	0.00	0	0.00	0	0.00	0	0
(g)	Insurance Companies		0	0	0	0	0	0.00	0	0	0	0.00	0	0.00	0	0.00	0	0.00	0	0
(h)	Provident Funds/Pension Funds		0	0	0	0	0	0.00	0	0	0	0.00	0	0.00	0	0.00	0	0.00	0	0
(i)	Any Other (specify)																			
	Foreign Inst. Invest. (F.II)		0	0	0	0	0	0.00	0	0	0	0.00	0	0.00	0	0.00	0	0.00	0	0
	Sub Total (B)(1) :		0	0	0	0	0	0.00	0	0	0	0.00	0	0.00	0	0.00	0	0.00	0	0
(2)	Central Govt./State Govt./ President of India																			
			0	0	0	0	0	0.00	0	0	0	0.00	0	0.00	0	0.00	0	0.00	0	0
	Sub Total (B)(2) :		0	0	0	0	0	0.00	0	0	0	0.00	0	0.00	0	0.00	0	0.00	0	0
(3)	Non-institutions																			
(a)	Individuals -																			
	i) Indv shareholders holding nominal share capital upto Rs. 2 Lakh																			
			1038	218670	0	0	218670	9.92	218670	0	218670	9.92	0	9.92	0	0.00	0	0.00	0	0
	TOTAL :===		1038	218670	0	0	218670	9.92	218670	0	218670	9.92	0	9.92	0	0.00	0	0.00	0	0
	ii) Indv shareholders holding nominal share capital in excess of Rs. 2 Lakh																			
			0	0	0	0	0	0.00	0	0	0	0.00	0	0.00	0	0.00	0	0.00	0	0
(b)	NBFCs registered with RBI		0	0	0	0	0	0.00	0	0	0	0.00	0	0.00	0	0.00	0	0.00	0	0
(c)	Employee Trusts		0	0	0	0	0	0.00	0	0	0	0.00	0	0.00	0	0.00	0	0.00	0	0
(d)	Overseas Depositories (holding DRs) (balancing figure)		0	0	0	0	0	0.00	0	0	0	0.00	0	0.00	0	0.00	0	0.00	0	0
(e)	Any Other (specify)																			
	Bodies Corporate																			
	i) Holding 1% and above :																			
1	DOLDRUM INV & FINANCE (P) LTD	AACCD5604L		52980	0	0	52980	2.40	52980	0	52980	2.40	0	2.40	0	0.00	0	0.00	0	0
2	DEEP-MALA SHARES & TRADE (P)LTD	AACCD4024A		53830	0	0	53830	2.44	53830	0	53830	2.44	0	2.44	0	0.00	0	0.00	0	0
3	NAGESHWAR INV. LTD.	AAACN8497R		54000	0	0	54000	2.45	54000	0	54000	2.45	0	2.45	0	0.00	0	0.00	0	0
4	MANODNYAMALA INV & FIN (P) LT	AACCM8660M		56200	0	0	56200	2.55	56200	0	56200	2.55	0	2.55	0	0.00	0	0.00	0	0
5	MAYURI FINVEST (P) LTD	AACCM8662M		57100	0	0	57100	2.59	57100	0	57100	2.59	0	2.59	0	0.00	0	0.00	0	0
6	ETP CORPORATION LIMITED	AAACE1980K		81900	0	0	81900	3.71	81900	0	81900	3.71	0	3.71	0	0.00	0	0.00	0	0
7	SAUMITRA INV. & FINANCE (P) LTD	AAACS3730R		58800	0	0	58800	2.67	58800	0	58800	2.67	0	2.67	0	0.00	0	0.00	0	0
8	OSHIN INVESTMENT & FIN (P) LTD	AAACO9051G		59100	0	0	59100	2.68	59100	0	59100	2.68	0	2.68	0	0.00	0	0.00	0	0
9	ONLINE INF. & TECH. LTD	AAACQ6553D		65000	0	0	65000	2.95	65000	0	65000	2.95	0	2.95	0	0.00	0	0.00	0	0
10	N.E.ELECTRONICS LTD	AAACN6955B		72000	0	0	72000	3.27	72000	0	72000	3.27	0	3.27	0	0.00	0	0.00	0	0
11	CHARISHMA ENGINEERING LTD.	AAACC0660L		78000	0	0	78000	3.54	78000	0	78000	3.54	0	3.54	0	0.00	0	0.00	0	0
12	LAFFAN SOFTWARE LTD	AAACL9664Q		78000	0	0	78000	3.54	78000	0	78000	3.54	0	3.54	0	0.00	0	0.00	0	0
13	VALLANTINE FINEXIM P. LTD.	AAACV6019Q		78400	0	0	78400	3.56	78400	0	78400	3.56	0	3.56	0	0.00	0	0.00	0	0
14	ISPAT SHEETS LTD	AAACI4429E		80000	0	0	80000	3.63	80000	0	80000	3.63	0	3.63	0	0.00	0	0.00	0	0
15	DOOMDOOMA ROLL FLOUR MILLS LTD	AAACC1312N		81600	0	0	81600	3.70	81600	0	81600	3.70	0	3.70	0	0.00	0	0.00	0	0
16	ALAVEL FINVEST P. LTD.	AADCA1205F		83600	0	0	83600	3.79	83600	0	83600	3.79	0	3.79	0	0.00	0	0.00	0	0
17	STOCKNET INTERNATIONAL LTD	AAACS8494F		87700	0	0	87700	3.98	87700	0	87700	3.98	0	3.98	0	0.00	0	0.00	0	0
18	ACON FINVEST (P) LIMITED	AADCA9091R		88000	0	0	88000	3.99	88000	0	88000	3.99	0	3.99	0	0.00	0	0.00	0	0
19	GRACEFUL PROPERTIES LTD	AAACG9261E		90400	0	0	90400	4.10	90400	0	90400	4.10	0	4.10	0	0.00	0	0.00	0	0
20	JAGDISHWAR PHARM WORKS LTD.	AAACJ3731H		95000	0	0	95000	4.31	95000	0	95000	4.31	0	4.31	0	0.00	0	0.00	0	0
21	SPIRIT INVESTMENT & FIN. (P)LTD	AAAGS0979P		98000	0	0	98000	4.44	98000	0	98000	4.44	0	4.44	0	0.00	0	0.00	0	0
22	MACMILLAN INV & FINANCE (P)LTD	AAACM9921H		98200	0	0	98200	4.45	98200	0	98200	4.45	0	4.45	0	0.00	0	0.00	0	0
23	ALPITA INV. & FINANCE (P) LTD	AADCA9962Q		99000	0	0	99000	4.49	99000	0	99000	4.49	0	4.49	0	0.00	0	0.00	0	0
	TOTAL :===		23	1746810	0	0	1746810	79.22	1746810	0	1746810	79.22	0	79.22	0	0.00	0	0.00	0	0
	ii) Holding Less than 1%																			
			11	168300	0	0	168300	7.63	168300	0	168300	7.63	0	7.63	0	0.00	0	0.00	0	0
	TOTAL :===		11	168300	0	0	168300	7.63	168300	0	168300	7.63	0	7.63	0	0.00	0	0.00	0	0
	Non Resident Indian		0	0	0	0	0	0.00	0	0	0	0.00	0	0.00	0	0.00	0	0.00	0	0
	Foreign National		0	0	0	0	0	0.00	0	0	0	0.00	0	0.00	0	0.00	0	0.00	0	0
	Overseas Corporate Bodies		0	0	0	0	0	0.00	0	0	0	0.00	0	0.00	0	0.00	0	0.00	0	0
	Foreign Bank		0	0	0	0	0	0.00	0	0	0	0.00	0	0.00	0	0.00	0	0.00	0	0
	Trust		0	0	0	0	0	0.00	0	0	0	0.00	0	0.00	0	0.00	0	0.00	0	0
	Foreign Company		0	0	0	0	0	0.00	0	0	0	0.00	0	0.00	0	0.00	0	0.00	0	0
	Others		0	0	0	0	0	0.00	0	0	0	0.00	0	0.00	0	0.00	0	0.00	0	0
	Sub Total (B)(3) :		1072	2133780	0	0	2133780	96.77	2133780	0	2133780	96.77	0	96.77	0	0.00	0	0.00	0	0
	Total Public shareholding : (B) = (B)(1)+(B)(2)+(B)(3)		1072	2133780	0	0	2133780	96.77	2133780	0	2133780	96.77	0	96.77	0	0.00	0	0.00	0	0
	TOTAL ->		1076	2205000	0	0														

Table IV - Statement showing shareholding pattern of the Non Promoter - Non Public shareholder

	Category & Name of shareholders (I)	PAN (II)	Nos. of shareholders (III)	No. of fully paid up equity shares held (IV)	No. of partly paid-up equity shares held (V)	Nos. of shares underlying Depository Receipt (VI)	Total nos. shares held (VII) = (IV)+(V)+(VI)	Shareholding % calculated as per SCRR, 1957 As a % of (A+B+C2) (VIII)	Number of Voting Rights held in each class of securities (IX)			No. of Shares Underlying Outstanding convertible securities (Including Warrants) (X)	Shareholding as a % assuming full conversion of convertible securities (as a percentage of diluted share capital) (XI) = (VII)+(X) as a % of (A+B+C)	Number of Locked in shares (XII)		Number of Shares pledged or otherwise encumbered (XIII)		Number of equity shares held in dematerialized form (XIV)	
									No. of Voting Rights					Total as a % of Total Voting rights	No. (a)	As a % of total Shares held (b)	No. (a)		As a % of total Shares held (b)
									Class (Eq.)	Class y	Total								
(1)	Custodian.DR Holder																		
(2)	Employee Benefit Trust (under SEBI (share based Employee Benefit) Regulations, 2014																		
	Total Non-Promoter - Non-Public Shareholding (C)=(C)(1)+(C)(2)																		

ESQUIRE MONEY GUARANTEES LTD


Director/Authorised Signatory